


MPD7D01_S Series Isolated 50W DC-DC Converter for Telecom Equipment

■ Features

- Minimal Derating
- Smallest and Lowest Profile in the Industry
- Surface Mount
- Open Frame
- Wide Input Voltage Range (36 to 75V)
- Current Sharing (Up to 10 devices in Parallel Operation)
- Power Sequencing
- On/Off Control Function
- Wide Operating Temperature Range (-40 to +85 degreeC)
- Input-Output Isolation (1.5kVdc for 1 minute)
- Over Current Limit Inception
- Low Voltage Protection
- Over Voltage Protection
- Alarm Output
- EMI Compliance with CISPR22, Class A
- Multiple Sources Available



■ General Specifications

Item		Model	MPD7D01_S Series		
			013	017	018
Input	Nominal Input Voltage		48V		
	Input Voltage Range		36 to 75V with Forced Air Convection		
	Turn-On Input Voltage		32 to 36V		
	Turn-On/Off Hysteresis (Min.)		2V		
Output	Output Voltage		1.5V	3.3V	5.0V
	Output Voltage Tolerance		+5%,-3%		
	Nominal Output Current		15A	15A	10A
	Over Current Limit Inception (Min.)		15.5A	15.5A	10.3A
	Low Voltage Protection (Max.)		90% Nominal Output Voltage		
	Efficiency (Typ.) Note 1		82%	89%	90%
	Output Ripple Noise (Max.) Filter band width: 20MHz		100mVp-p		
	Remote On/Off		ON: RC Pin Connected to -Vin or Open OFF: RC Pin Connected to +Vin		
Isolation	Input-Output (Min.)		1,500Vdc		
Environment	Operating Ambient Temperature and Humidity		-40 to 85°C 20 to 85% No Condensation		
	Storage Ambient Temperature and Humidity		-45 to 90°C 10 to 95% No Condensation		

Note 1: Vin=48V, Iout=Rated Output Current

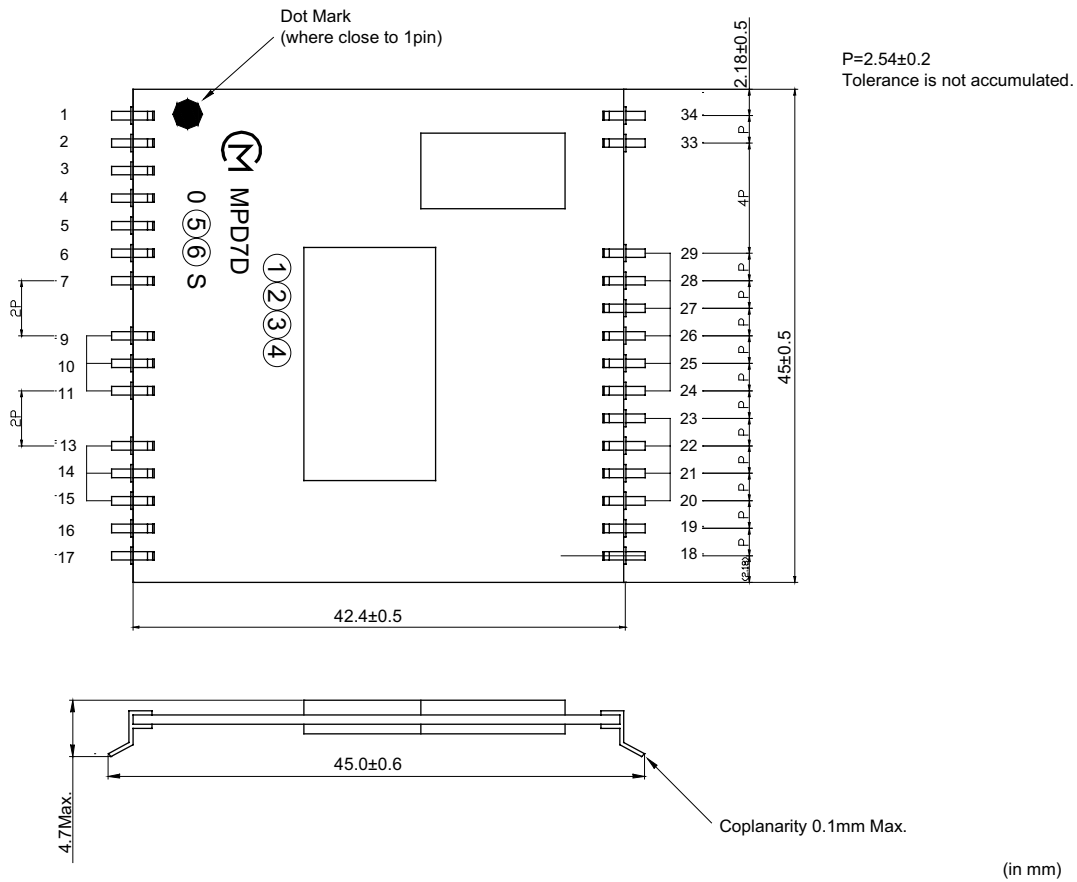
*1: MPD7D014S and MPD7D016S are now under development.
Please contact our sales office for details

⚠ Note • Please read rating and ⚠ CAUTION (for storage, operating, rating, soldering, mounting and handling) in this catalog to prevent smoking and/or burning, etc.

• This catalog has only typical specifications because there is no space for detailed specifications. Therefore, please approve our product specifications or transact the approval sheet for product specifications before ordering.

MPD7D01_S Series Isolated 50W DC-DC Converter for Telecom Equipment

Appearance and Dimensions



Pin Number and Function

Pin No.	Pin Symbol	Function
1,2,16,17,18,19,33,34	NC ₀	No Connection Note 1
3	ALM	Alarm Note 2
4,6	NC	No Connection
5	RC	Remote On/Off Control
7	PO	Parallel Operation Note 3
9,10,11	-Vin	-Input
13,14,15	+Vin	+Input
20,21,22,23	+Vout	+Output
24,25,26,27,28,29	-Vout	-Output

Note 1: It is recommended that pins at four corners of the substrate be bonded to the assembly board with a thermal setting resin when DC-DC Converters are mounted on the assembly board's underside. Otherwise DC-DC Converters may fall from the assembly board during the secondary reflow process.

Note 2: Any DC-DC Converter halted abnormally forces all DC-DC Converters, connected via ALM pins for parallel and/or multiple operation, to stop their operation.

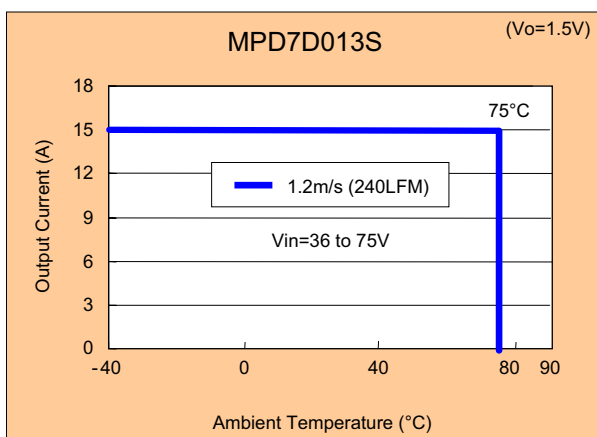
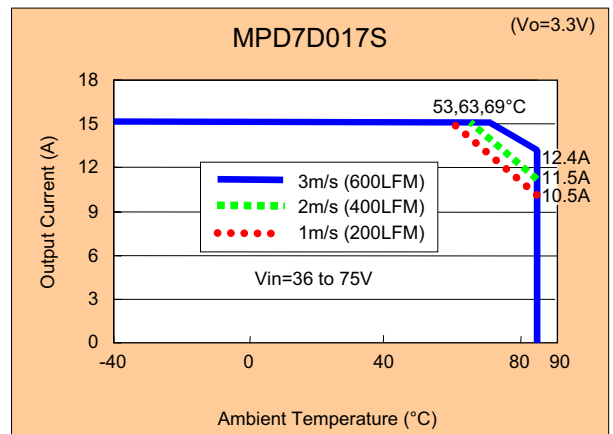
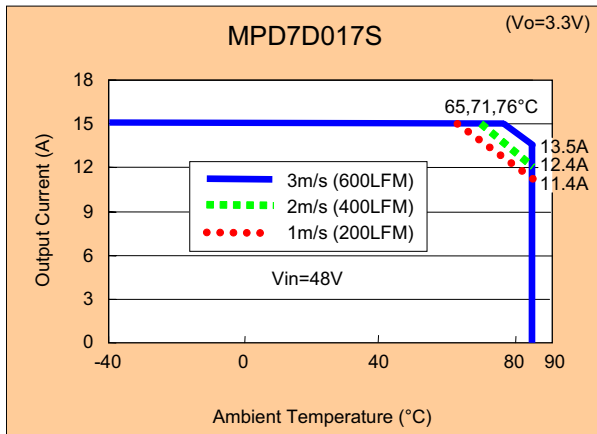
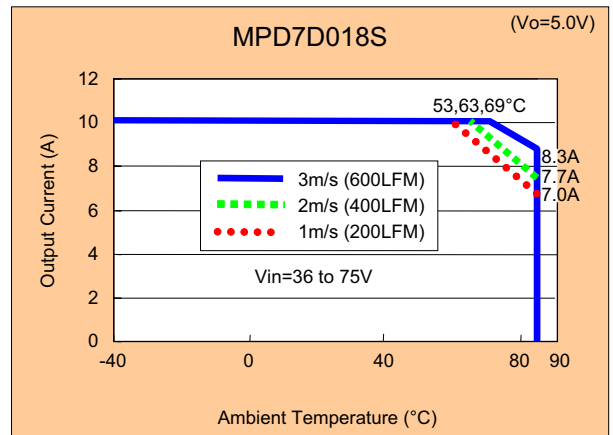
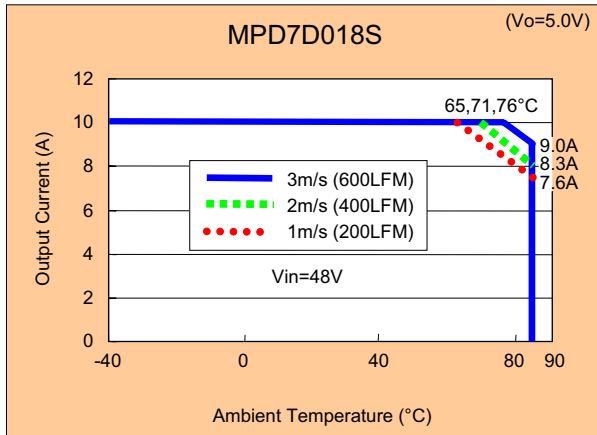
Note 3: The start-up of DC-DC Converters connected via PO pins may be synchronized for parallel and/or multiple operation (Power Sequencing).

▲Note • Please read rating and ▲CAUTION (for storage, operating, rating, soldering, mounting and handling) in this catalog to prevent smoking and/or burning, etc.

• This catalog has only typical specifications because there is no space for detailed specifications. Therefore, please approve our product specifications or transact the approval sheet for product specifications before ordering.

MPD7D01_S Series Isolated 50W DC-DC Converter for Telecom Equipment

Typical Power Derating



⚠ Note • Please read rating and ⚠ CAUTION (for storage, operating, rating, soldering, mounting and handling) in this catalog to prevent smoking and/or burning, etc.
 • This catalog has only typical specifications because there is no space for detailed specifications. Therefore, please approve our product specifications or transact the approval sheet for product specifications before ordering.

MPD7D01_S Series Isolated 50W DC-DC Converter for Telecom Equipment

■ Safety

UL60950 recognized, CE marking (LVD & EMC directive)



Product specification in this catalog are as of July 2004, and are subject to change or discontinuance without notice.
Please confirm the specification before ordering any product.
If there are any questions, please contact our sales representatives or engineers.